





## Flower Wedding Jewelry Flower Size Guide

**STEP 1**  
Review *Sample Pieces* photos and this Size Guide, to determine what size items you like.

Please follow these suggested sizes when choosing your flowers for optimal results

| Size   | (a)<br>Miniature   | (b)<br>Small  | (c)<br>Medium  | (d)<br>Large  |
|--|--|---|--|---|
| Size of flower   | <br><br>No smaller than this for ring or bracelet |  |  | <br><br>and larger |
| W001 Earrings  | Yes  | Yes   | Yes  | Yes   |
| W005 Pendant   | Yes  | Yes   | Yes  | Yes   |
| W008 Fashion Bracelet  | Yes or in-between Yes  |   | No   | No  |
| W020 Necklace set  | Yes  | Yes   | Yes<br>suggest focal piece only  | No  |
| W015 Ring<br><i>Whole flowers recommended, not petals</i>                          | yes  | Yes   | No   | No  |
| W011 Single Flower Bracelet<br><i>Whole flower or leaf recommended, not petals</i> | No   | No  | Yes  | Yes   |
| W040 Sterling Silver Bracelet  | Yes  | No  | No   | No  |
| W060 Brooch  | No   | No  | Yes  | Yes   |